




ENERGY SAVING 2020



GENERAL INDEX

Commercial terms	3
Who is MGL.....	4
Our brands.....	5
MGL services	7
Analog and digital time switches	10
Staircase timers.....	16
Plug-in time switches.....	17
Twilight switches	19
Photocells	20
Thermostats	21
Hours meters	24
Energy meters for DIN rail	25
Doorchimes	26
Movement and presence detectors.....	27
Sensor lights.....	32
Safety detectors.....	36

Product Info

Measurements, weights, characteristics or sizes shown in this catalogue are indicative, and may be modified without prior notice.

Prices and deliveries

Sale prices will be those offered in writing quotations or those included in our current rate at the time of delivery.

Supply will be based on the MOQ (minimum order quantity) detailed in this catalogue.

Shipping costs

Shipments will be based on the Incoterm conditions shown in each quotation.

Any other logistics service requested will be negotiated and quoted separately, and must be previously accepted by the client.

Shipping incidences

All shipments will be checked and verified within 48 hours after receipt. If any incident is detected, it must be communicated immediately to the carrier and to MGL customer service.

Merchandise unloading

Merchandise sent by special transports will be unloaded by the receiver.

Deliveries to third parties

In the event of deliveries requested for a different destination to the usual, MGL express consent will be required, and the customer should be responsible for the correct reception as if it was his usual address.

Good returns

Good returns will only be admitted if they have been previously justified and expressly accepted by MGL, will be negotiated and quoted separately, and must be previously accepted by the client.

Civil liability

MGL declines all responsibility due to the improper use of its products. The civil liability on our products expires one year after delivery. In case of litigation as a result of a sale, the parties will submit to the jurisdiction of the courts where the principal place of business of the manufacturer is located, waiving both parties to any other jurisdiction that may correspond. The civil liability will be governed by the Law of the State of principal place of business of the manufacturer.

Warranty

All MGL products are guaranteed by the legal period of time governing on each operation.

This warranty does not cover failures caused by improper use or handling.

To execute the guarantee you must contact our Customer Service Center by email: info@mgl-intl.com

Technical specifications included in this price list may be subject to modifications without prior notice.



CONTACT US

EUROPE
info.emea@mgl-intl.com

AMERICA
info.na@mgl-intl.com
info.latam@mgl-intl.com

ASIA-PACIFIC
info.apac@mgl-intl.com

WHO IS MGL

We are a global group of companies operating locally. We develop, manufacture and sell products and solutions for the test and measurement industry under our own brands, such as Mastech, KPS and Power Probe, also offering engineering / manufacturing (ODM) and adaptation / customization (OEM) services. Additionally, we provide other added value solutions such as outsourced and engineered products.

Our companies work globally, serving our customers worldwide. This global network delivers a deeper understanding of each individual market, with solutions tailored to the unique requirements of each customer.

Our goal is to be a recognised, honest and fair company. We aim to be the most valued partner for our customers in the research, development, manufacture and supply of innovative, modern and customer-focused technologies.

We have a highly experienced team which is open-minded, receptive to new ideas and adaptive to evolving market trends. This solid foundation guarantees that we are well informed and fully equipped to deliver excellent solutions to meet our customers' real needs.



MGL AT A GLANCE



More than 750 employees



Annual production of 10 million units per year



Two factories in China and Europe



Assembly capacity: market leader within our segment

OUR BRANDS

We manufacture electrical test and measurement instruments under our own brands: Mastech, KPS and Power Probe, recognized brands and market leaders in the fields of electrical measurement and automotive. All of our products have a professional positioning based on advanced balanced technology and they are marketed through local distributors throughout the world.

We maintain direct and close contact with our distributors, through our offices around the world, and we support them in their business by offering technical advice and an after-sales service for our products.

MASTECH®

 **KPS**

POWER PROBE®

 **KPS**

From Europe, in KPS we design, manufacture and sell products and solutions for the electrical market, always with the highest levels of quality and performance.

KPS. Testing and measuring equipment

We conceive and engineer electrical measuring instruments to comply the most demanding European standards.


Our high-performance digital clamp meters, multimeters and testers are developed to cover the requirements of any electrical installation.

KPS. Energy saving

Our wide range of time, temperature and light controllers are designed and developed with the goal of improving the efficiency of every electrical installation.

KPS. Industrial solutions

Our solutions are designed, manufactured and adapted to the environment where they will be installed, always considering the needs of the professionals working on them.



MASTECH®

At MASTECH we focus on providing the highest quality, innovative measuring instruments for the electrical market, along with the best service to our customers.

From digital multimeters and clamp meters to voltage testers, plug testers and all ranges of environmental testers, our product families have been developed to meet the requirements of the construction, DIY and industrial sectors.

Test and measurement equipment:

- I. For industrial environments: we develop a range of measuring instruments with specific features and high precision, ensuring reliability and accuracy.
- II. For the residential sector: MASTECH instruments meet all requirements relating to measuring and testing of electrical values, enabling safety checks on installations and appliances in homes and other buildings.

- III. For environmental measurement, MASTECH offers a wide range of solutions, with measuring instruments for temperature, moisture and wind speed to light, sound, gas and distance.



POWER PROBE®

At POWER PROBE, we believe things should be simple. That is why we design tools to make complex automotive technology accessible for the modern auto technician.

As automotive technology continues to evolve, Power Probe provides innovative technology, energy, and knowledge solutions for technicians and consumers alike.

Electrical tools for automotive technicians:

- I. Circuit testing and diagnostic tools: tools for fast electrical testing and short circuit tracing. Based on experience, our tools are now simpler and easy to use.
- II. Energy Storage Tools: Emergency battery jumper pack. Tools for power storage and emergency boosting.
- III. Tools & accesories: Workspace improvement

- tools (high power butane torches, wireless temperature probes, rechargeable handheld fl ashlights, solder kits etc...)



MGL SERVICES

In this fast and competitive global market, choosing a trusted partner to supply quality products to compete in the market is a very important decision for every company.

At MGL we have three business models, adapted to the different needs of our customers. With OEM and ODM services we offer flexible and scalable production that helps the launching of new products and minimizes the risks of in-house manufacturing.



OEM SERVICE

The OEM service refers to products that we have already developed in MGL and for which we offer a customization service, so that other companies can market them with their own brands.

With this service we offer a range of fully finished products that comply with international regulations, since the entire engineering and product design process has already been carried out by MGL.


ODM SERVICE

Our ODM service will help your business design and develop new and exclusive products under your own brand. This service allows your business to streamline custom projects without having to deal with the day-to-day operations of a factory.

Choosing a trusted partner is key when developing ODM products. We at MGL strive to take the burden of manufacturing off of you, so you can focus on the processes that your business knows best.



For more information, please ask for our OEM and ODM catalogues.



KPS ENERGY SAVING



KPS ENERGY SAVING

KPS presents its **range of solutions for energy saving**, developed to bring to the market the best product range designed to increase the energy efficiency levels in all kinds of facilities, and designed always on the basis of the following concepts:

- **Quality, reliability and durability**
- **Ease of installation and setup**

Our new range of products includes:

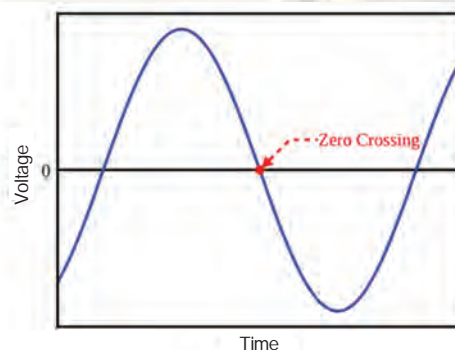
- **Analog and digital time switches**
 - **Staircase timers**
 - **Plug-in time switches**
 - **Twilight switches**
 - **Photocells**
 - **Thermostats**
 - **Hours meters**
 - **Energy meters for DIN rail**
 - **Doorchimes**
 - **Movement and presence detectors**
 - **Sensor lights**
 - **Safety detectors**
- ✓ **European made, high quality products at competitive prices**
 - ✓ **State-of-the-art technologies such as Zero Cross Switching that increase the service life of our products**
 - ✓ **Product endorsed and guaranteed by KPS**

Zero Cross Switching

It extends the life of the product up to a 30%

This technology features a relay which **cuts off the lamp current** when the AC voltage crosses zero. Thereby minimizing the current flowing through the relay, avoiding the wear and tear that it produces and thus **lengthening the maximum life** of both the relay and the time switch.

ZCS TECHNOLOGY
Zero Cross Switching



KPS ENERGY SAVING

- ✓ European made, high quality products at competitive prices
- ✓ State-of-the-art technologies such as Zero Cross Switching that increase the service life of our products
- ✓ Product endorsed and guaranteed by KPS



TABLE OF CONTENTS

	Analog and digital time switches 10
	Staircase timers 16
	Plug-in time switches 17
	Twilight switches 19
	Photocells 20
	Thermostats 21
	Hours meters 24
	Energy meters for DIN rail 25
	Doorchimes 26
	Movement and presence detectors 27
	Sensor lights 32
	Safety detectors 36

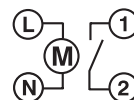
ANALOG AND DIGITAL TIME SWITCHES

- ✓ Analog models for simple applications and digital ones for more complex applications, there is even the option of using a memory stick for **programming serially electrical panels**.
- ✓ It is the perfect product for **programming any type of load**, lighting, pump, electrically operated valve, etc.
- ✓ State-of-the-art technologies such as **Zero Cross Switching** that increase the service life of our products.
- ✓ **Manufactured in Europe** with the highest quality standards.



Analog time switch 1 module, 24-hour dial

- Power supply: 230VAC, 50-60 Hz. Contact: 16A / 250VAC. 1 DIN rail module
- Version with synchronous motor without power running reserve
- Version with crystal oscillator with power running reserve of 100 h
- Daily program. 15 min switching. Manual ON / AUTO switch
- Sealed lid
- Normally open contact without potential
- According to EN 60730-1:2011, EN 60730-2-7:2010+AC:2011



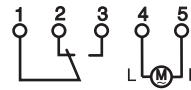
Article	Code	Program	Minimum switching	Running reserve	Supply voltage
KPS-IH-DIN1SR15	350200117	Daily	15 minutes	-	230VAC, 50-60Hz
KPS-IH-DIN1CR15	350200118	Daily	15 minutes	100 h	230VAC, 50-60Hz



ANALOG AND DIGITAL TIME SWITCHES

Analog time switch 2 modules, 24-hour dial

- Power supply: 230VAC, 50-60 Hz. Contact: 16A / 250VAC. 2 DIN rail modules
- Version with synchronous motor without running reserve
- Version with crystal oscillator with running reserve of 150 h
- Daily program. 30 min switching
- Manual ON / AUTO switch. Sealed lid
- No potential changeover contact
- According to EN 60730-1:2011, EN 60730-2-7:2010+AC:2011



Article	Code	Program	Minimum switching	Running reserve	Supply voltage
KPS-IH-DIN2SR30	350200119	Daily	30 minutes	-	230VAC, 50-60Hz
KPS-IH-DIN2CR30	350200120	Daily	30 minutes	150 h	230VAC, 50-60Hz

Weekly digital time switch 2 modules, multi-voltage

- Power supply: 24-264VAC/DC, 50-60 Hz
- No potential changeover contact (16A/250VAC)
- LCD backlight display
- 2 DIN rail modules
- Number of channels:
 - KPS-IH-DIGI1EASY: 1 channel
 - KPS-IH-DIGI2EASY: 2 channels
- Number of programs:
 - KPS-IH-DIGI1EASY: 52 programs
 - KPS-IH-DIGI2EASY: 90 programs
- With power reserve of 10 years
- Weekly program
- Operating modes: manual, automatic, holiday
- Free weekday block formation
- Switching from 1 sec for doorbell control
- Manual ON/OFF/AUTO/OVERRIDE control
- Automatic Summer/Winter time changeover
- According to EN 60730-1:2011, EN 60730-2-7:2010+AC:2011



Article	Code	Output Contacts	Minimum switching	Power reserve	Supply voltage
KPS-IH-DIGI1EASY	350200164	1	1 second	10 years	24-264VAC/DC, 50-60Hz
KPS-IH-DIGI2EASY	350200165	2	1 second	10 years	24-264VAC/DC, 50-60Hz

ANALOG AND DIGITAL TIME SWITCHES

KPS

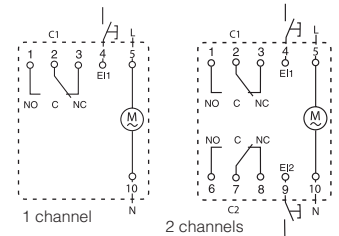
Weekly digital time switch with programming stick 2 modules

- Power supply: 230VAC, 50-60 Hz. 2 DIN rail modules
- 1/2 switched contact(s) of 16A / 250VAC with Zero Cross Switching
- Optional programming stick (KPS-DIGISTICK)
- LCD backlit display. Programming via text menus.
- 64 ON/OFF programs.
- With running reserve of 6 years
- Weekly and holiday program.
- Switching from 1 sec for doorbell control
- External input for control via push buttons and switches
- Cycle function. Automatic summer/winter time changeover
- Manual ON/OFF/AUTO switch. Sealed lid
- Random program for presence simulation
- Hour meter function. No potential changeover contact
- According to EN 60730-1:2011, EN 60730-2-7:2010+AC:2011

ZCS TECHNOLOGY
Zero Cross Switching



Article	Code	Programme	Minimum switching	Running reserve	Output contacts	Supply voltage
KPS-IH-DIGI1MEMORY	350200122	Weekly / Holidays	1 second	6 years	1	230VAC, 50-60Hz
KPS-IH-DIGI2MEMORY	350200123	Weekly / Holidays	1 second	6 years	2	230VAC, 50-60Hz



Programming stick for digital time switches

- It allows for the transferring of programs, from the programming stick to the time switch and vice versa
- Once the stick has been inserted, it overwrites the program regardless of the existing program in the time switch
- The perfect solution when you need several time switches to have the same program



Article	Code	Features
KPS-DIGISTICK	350200124	Valid for models: KPS-IH-DIGI1MEMORY, KPS-IH-DIGI2MEMORY, KPS-IH-DIGI1 ASTRO, KPS-IH-DIGI2 ASTRO

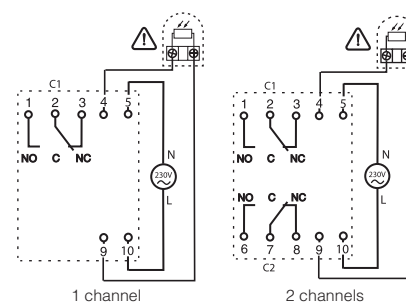
ENERGY SAVING

KPS

Astronomical time switches for lighting control

- Power supply: 230VAC, 50-60 Hz
- 1/2 switched contact(s) of 16A/250VAC with Zero Cross Switching
- Optional programming stick (KPS-DIGISTICK). LCD backlit display
- Front accessible CR2032 battery, replaceable without having to remove the power supply.
- With running reserve of 6 years. Weekly and holiday program.
- Combines astronomical switching with fixed hour and twilight switching (optional twilight sensor KPS-IH-DIGIASTRO-SONDA)
- Insertion of geographical localization by longitude/ latitude
- Manual correction of ON/OFF switching
- 45 ON/OFF programs. Automatic summer/winter changeover contact
- Manual ON/OFF/AUTO switch.
- Sealed lid
- No potential changeover contact
- According to EN 60730-1:2011, EN 60730-2-7:2010+AC:2011

ZCS TECHNOLOGY
Zero Cross Switching



Article	Code	Running reserve	Output contacts	Supply voltage
KPS-IH-DIGI1ASTRO	350200132	6 years	(1)16A/250VAC	230VAC, 50-60Hz
KPS-IH-DIGI2ASTRO	350200133	6 years	(2)16A/250VAC	230VAC, 50-60Hz

Article	Code	Description
KPS-IH-DIGIASTRO-SONDA	350200153	Optional twilight sensor for astronomical time switches

COMBINATION OF DIFFERENT TYPES OF SWITCHING

- Astronomical
- Fixed time
- Twilight

ANALOG AND DIGITAL TIME SWITCHES

Panel mounting analog time switch


- Power supply: 230VAC, 50-60 Hz. Contact: 16A / 250VAC
- Frontal dimensions: 76 x 76 mm. Mounting hole: 67 x 67 or 69 x 69 mm
- Version with synchronous motor without running reserve
- Version with crystal oscillator with running reserve of 72 h
- Daily program. 15 min switching.
- Manual ON/OFF/AUTO switch
- Clock face for easy time adjustment
- Transparent plastic cover
- According to EN 60730-1:2011, EN 60730-2-7:2010+AC:2011



Article	Code	Program	Minimum switching	Running reserve	Supply voltage
KPS-IH-76SR	350200129	Daily	15 minutes	-	230VAC, 50-60Hz
KPS-IH-76CR	350200130	Daily	15 minutes	72 hours	230VAC, 50-60Hz

Industrial analog time switch modules

- Power supply: 230VAC, 50-60 Hz
- Contact: 16A / 250VAC
- Frontal dimensions: 60 x 60 mm
- Version with synchronous motor without running reserve
- Version with crystal oscillator with running reserve of 72 h
- Daily program. 15 min switching
- Manual ON / OFF / AUTO switch
- Clock face for easy time adjustment
- No potential changeover contact
- According to EN 60730-1:2011, EN 60730-2-7:2010+AC:2011







Article	Code	Program	Minimum switching	Running reserve	Supply voltage
KPS-IH-FMSR	350200150	Daily	15 minutes	-	230VAC, 50-60Hz
KPS-IH-FMCR	350200131	Daily	15 minutes	72 hours	230VAC, 50-60Hz

ANALOG AND DIGITAL TIME SWITCHES

Quick selection chart

FUNCTIONS	 KPS-IH-DIN1SR15 ANALOG TIME SWITCH	 KPS-IH-DIN1CR15 ANALOG TIME SWITCH	 KPS-IH-DIN2SR30 ANALOG TIME SWITCH	 KPS-IH-DIN2CR30 ANALOG TIME SWITCH	 KPS-IH-DIG1EASY DIGITAL TIME SWITCH	 KPS-IH-DIG2EASY DIGITAL TIME SWITCH	 KPS-IH-DIG1 MEMORY DIG. TIM. SWIT.	 KPS-IH-DIG2 MEMORY DIG. TIM. SWIT.	 KPS-IH-DIG1 ASTRON. TIM. SWIT.	 KPS-IH-DIG2 ASTRON. TIM. SWIT.
Code	350200117	350200118	350200119	350200120	350200164	350200165	350200122	350200123	350200132	350200133
Installation	DIN rail	DIN rail	DIN rail	DIN rail	DIN rail	DIN rail	DIN rail	DIN rail	DIN rail	DIN rail
Supply voltage	230VAC, 50/60Hz	230VAC, 50/60Hz	230VAC, 50/60Hz	230VAC, 50/60Hz	24-260 VAC/DC, 50/60 Hz	24-260 VAC/DC, 50/60 Hz	230VAC, 50/60Hz	230VAC, 50/60Hz	230VAC, 50/60Hz	230VAC, 50/60Hz
Dimensions	1 DIN module	1 DIN module	2 DIN modules	2 DIN modules	2 DIN modules	2 DIN modules	2 DIN modules	2 DIN modules	2 DIN modules	2 DIN modules
Technology	Analog	Analog	Analog	Analog	Digital	Digital	Digital	Digital	Digital	Digital
Running reserve	-	100h rechargeable	-	150h rechargeable	10 years	10 years	6 years	6 years	6 years, batterie interchangeable	6 years, batterie interchangeable
Program	Daily	Daily	Daily	Daily	Weekly	Weekly	Weekly and annual	Weekly and annual	Weekly and annual	Weekly and annual
Minimum switching	15 minutes	15 minutes	30 minutes	30 minutes	1 sec	1 sec	1 sec	1 sec	1 sec	1 sec
Memory	-	-	-	-	52 ON or OFF programs	90 ON or OFF programs	64 ON or OFF programs	64 ON or OFF programs	45 ON/OFF programs	45 ON/OFF programs
Programming stick	-	-	-	-	-	-	√	√	√	√
Manual switch	ON/AUTO	ON/AUTO	ON/AUTO	ON/AUTO	ON/OFF/AUTO/OVERRIDE	ON/OFF/AUTO/OVERRIDE	ON/OFF/AUTO	ON/OFF/AUTO	ON/OFF/AUTO	ON/OFF/AUTO
Channels	1	1	1	1	1	2	1	2	1	2
Contact capacity	16A/250VAC	16A/250VAC	16A/250VAC	16A/250VAC	16A/250VAC	16A/250VAC	16A/250VAC	16A/250VAC	16A/250VAC	16A/250VAC
Relay	Normally open	Normally open	Switched	Switched	Switched	Switched	Switched with zero-pass control	Switched with zero-pass control	Switched with zero-pass control	Switched with zero-pass control

FUNCTIONS	 KPS-IH-76SR ANALOG TIME SWITCH	 KPS-IH-76CR ANALOG TIME SWITCH	 KPS-IH-FMSR INDUSTRIAL MODULE	 KPS-IH-FMCR INDUSTRIAL MODULE
Code	350200129	350200130	350200150	350200131
Installation	Panel	Panel	Integrated	Integrated
Supply voltage	230VAC, 50/60Hz	230VAC, 50/60Hz	230VAC, 50/60Hz	230VAC, 50/60Hz
Dimensions	76 x 76	76 x 76	60 x 60	60 x 60
Technology	Analog	Analog	Analog	Analog
Running reserve	-	72 hours	-	72 hours
Program	Daily	Daily	Daily	Daily
Minimum switching	15 minutes	15 minutes	15 minutes	15 minutes
Manual switch	ON/OFF/AUTO	ON/OFF/AUTO	ON/OFF/AUTO	ON/OFF/AUTO
Channels	1	1	1	1
Contact capacity	16A/250VAC	16A/250VAC	16A/250VAC	16A/250VAC
Relay	switched	switched	switched	switched

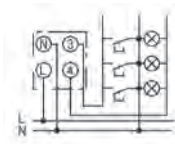
STAIRCASE TIMERS

- ✓ Versions with electromechanical technology or electronic technology
- ✓ **Suitable for LED lamps**, 3-wire and 4-wire connections
- ✓ Suitable for neon push buttons up to 150mA
- ✓ Switch for manual override

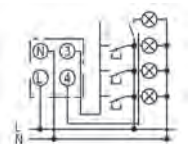
Electronic staircase timer

- Power supply: 230VAC/50/60 Hz. 1 contact of 16A/250VAC. 1 DIN rail module
- 30 sec to 20 min timing. Resettable
- Suitable for operating with 3 and 4 wires, automatic recognition
- Manual ON / AUTO switch. Suitable for neon push buttons up to 150mA.
- Contact capacity:
 - Incandescence: 2 000W / Fluorescence: 1 000VA / Energy saving and LED: 400VA
- According to EN60669-1:1999+A1:2002+A2:2008, EN 60669-2-3:2006

Article	Code	Operation	Time delay	Contact capacity
KPS-TEMPO10ELEC	350200163	Electronic	30 sec - 10 min	Incandescent: 2300W Fluorescent: 1000VA Energy saving and LED: 400VA



Wiring diagrams connection to 3 wires

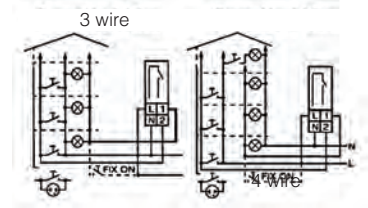


Wiring diagrams connection to 4 wires

Electromechanical staircase timer

- Power supply: 230VAC/50/60 Hz. 1 contact of 16A/250VAC. 1 DIN rail module
- Bottom terminals that make it compatible with other models
- 1 min to 7 min timing. Resettable
- Suitable for 3 and 4 wires using the side selector
- Manual ON/AUTO switch. Suitable for neon push buttons up to 50mA.
- Contact capacity:
 - Incandescence: 2000W / Fluorescence: 1000VA / Energy saving and LED: 400VA
- According to EN 60669-1:1999+A1:2002+A2:2008, EN 60669-2-3:2006

Article	Code	Operation	Time delay	Contact capacity
KPS-TEMPO7MEC	350200144	Electromechanical	1 min - 7 min	Incandescent: 2000W Fluorescent: 1000VA Energy saving and LED: 400VA



PLUG-IN TIME SWITCHES

- ✓ To **program electrical loads without the need for further installations**
- ✓ **High precision** mechanical version and **wide dial** for a comfortable programming
- ✓ Digital version with **extensive functionality** for more complex programming

Plug-in mechanical time-switch

- Power supply 230VAC/50/60 Hz, contact 16A / 250VAC
- Synchronous motor mechanism
- Wide dial for a comfortable programming and visualization
- Daily program, 15 min switching
- Manual ON/AUTO switch
- LED signal for operational mode
- According to EN 60730-1:2011, EN 60730-2-7:2010+AC:2011

Article	Code	Program	Minimum switching	Running reserve	Output contacts	Supply voltage
KPS-IH-PROG15	350200125	Daily	15 minutes	-	16A/250VAC	230VAC, 50-60Hz



Plug-in digital time-switch

- Power supply 230VAC/50/60 Hz, contact 16A / 250VAC
- 98 ON/OFF programs. With rechargeable running reserve of 60 days
- Weekly program, formation of blocks of days of the week
- Random program and countdown timing
- Button for summer/winter time changeover
- According to EN 60730-1:2011, EN 60730-2-7:2010+AC:2011

Article	Code	Program	Minimum switching	Running reserve	Output contacts	Supply voltage
KPS-IH-DIGIPRO	350200126	Weekly	1 minute	Rechargeable of 60 days	16A/250VAC	230VAC, 50-60Hz



Outdoor plug-in analog time-switch

- Power supply 230VAC, 50-60 Hz, 16A/250VAC contact
- Up to 48 daily ON/OFF programs
- Minimum program time: 30 minutes
- Manual switch ON/OFF/AUTO
- Class protection IP44. Maximum power: 3.680W
- According to EN 60730-1:2011, EN 60730-2-7:2010+AC:2011

Article	Code	Program	Minimum switching	Running reserve	Output contacts	Supply voltage
KPS-IH-PROG30-EXT	350500009	Daily	30 minutes	-	16A/250VAC	230VAC, 50-60Hz



Outdoor plug-in digital time-switch

- Power supply 230VAC, 50-60 Hz, 8A/250VAC contact
- Up to 140 weekly ON/OFF programs
- Countdown function and random function
- Weekly program. Minimum program time: 1 minute
- Button for summer/winter time changeover
- Manual switch ON/OFF/AUTO. Running reserve of 4 months
- Class protection IP44. Maximum power: 1.800W
- According to EN 60730-1:2011, EN 60730-2-7:2010+AC:2011

Article	Code	Program	Minimum switching	Running reserve	Output contacts	Supply voltage
KPS-IH-DIGIPRO-EXT	350500010	Weekly	1 minute	4 months	8A/250VAC	230VAC, 50-60Hz



PLUG-IN TIME SWITCHES

KPS

ENERGY SAVING

KPS

Plug-in mechanical time-switch

- This timer can be programmed to have up to 48 commands per day on / off.
- 125V~, 60Hz
- Up to 48 programs per day
- Min operation: 30 minutes



Type B plug, Nema 5, 3 pole USA

NOM



Article	Code	Minimum switching	Supply voltage
KPS-PEA MEX	999990313	Up to 48 programs per day 30 minutes minimum operation	125V~, 60Hz, 16A

Plug-in digital time-switch

- You can set specific on / off times for your appliances such as coffee maker, lamps, etc.
- Ideal for energy saving.
- With a large LCD screen, shows the status of the selected program and the real time.
- Maximum of 140 weekly on/off programs
- 125V~, 50-60Hz
- Minimum 1 min interval



Type B plug, Nema 5, 3 pole USA

NOM



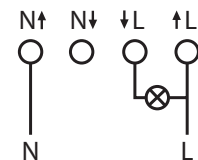
Article	Code	Memory	Supply voltage
KPS-PED MEX	999990314	Minimum interval 1 min Up to 140 weekly programs	125V~, 50-60Hz, 16A

TWILIGHT SWITCHES

- ✓ Suitable for **controlling all types of outdoor lighting**, whether it is public street lighting systems, signs, driveway lightning or building entrances.
- ✓ **Wall version** with optional auto-off function, as well as **pole version**, both **IP54**.
- ✓ Built-in **security timing** to avoid false switching.

Wall-mounting twilight switch IP54

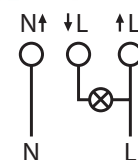
- Power supply: 230VAC, 50-60 Hz. 1 contact of 10A / 250VAC
- For wall mounting
- Protection degree IP54, suitable for outdoor applications
- 1 minute on/off security timing to prevent false switching
- Twilight setting from 3 to 500 lux. Adjustment LED
- Optional switching OFF timing for 1 to 9 hours from the moment it is activated
- According to EN 60669-1:1999; EN 60669-2-1:2004



Article	Code	Mounting	Twilight setting	Protection degree	Supply voltage
KPS-IC200TEMPO	350200113	Wall	3 - 500 lux	IP 54	230VAC, 50-60Hz

Pole-mounting twilight switch IP54

- Power supply 220-240VAC, 50-60 Hz. 1 contact of 10A / 250VAC
- For pole mounting
- Protection degree IP 54, suitable for outdoor placement
- 1 min on/off security timing to prevent false switching
- Twilight setting from 5 to 300 lux
- Externally accessible ajustable potentiometer
- According to EN 60669-1:1999; EN 60669-2-1:2004

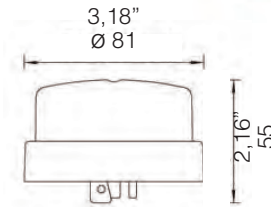



Article	Code	Mounting	Twilight setting	Protection degree	Supply voltage
KPS-IC300	350200136	Wall / Pole	5 - 300 lux	IP 54	220-240VAC, 50/60Hz

PHOTOCELLS

• Mechanical photocell for lighting control

- Photocontrol for lighting control according to ANSI C136.10
- Bimetallic switch operation
- UV stabilized polycarbonate housing
- Impact resistant base made of PBT
- Ignition bright threshold: 10-20 lux (dusk)
- Light off threshold: 30-60 lux (sunrise)
- Fail-OFF mode. Delay time to avoid unwanted maneuvers: 30-120 sec
- Supply voltage: 110-130V ~, 220-240V ~
- Power frequency: 60 Hz. Power consumption: Max. 1.5VA
- Contact Capacity: 1800W Tungsten / 1000VA Ballast
- Rated temperature range from -40 ° C to + 70 ° C
- Operating relative humidity: max. 96%
- Transparent color. UL certified. IP 65
- Photocell according to Mexican Standard NOM-003-SCFI-2000



Article	Code	Color	Contact capacity	Supply voltage
KPS-FC1000TH 220V	350990107	Transparent	1.000W Tungsten / 1800VA Ballast	220-240V~, 60Hz

• Electronic photocell for lighting control

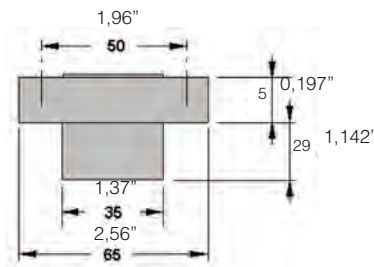
- Photocontrol for lighting control. NEMA connect and rotate via 3 terminals
- LDR photoresist lighting control
- Ignition light threshold: 35 - 65 lux. On / off factor of 5
- UV stabilized polycarbonate housing
- Supply voltage: 105-285V ~. Power frequency: 50-60Hz
- Contact capacity: Incandescence: 1.000W / 1.800VAm_{ax} Cosφ ≥ 0.4
- 3-wire connection. Degree of protection IP54
- ABS body and base with high impact resistance
- Brass contacts. Rated temperature range from -40 ° C to + 70 ° C
- Weight: 80 g. Diameter: 81mm, height: 55mm. Color: standard blue
- Optional: Overvoltage protection (MOV) after definition
- Photocell according to Mexican Standard NOM-003-SCFI-2000



Article	Code	Color	Contact capacity	Supply voltage
KPS-FC500MX	350990105	Blue	Incandescence: 1.000W	105-285V~

• Photocell base

- Valid for photocontrol KPS-FC500MX
- Supply voltage: 120 / 220V ~
- Frequency: 60Hz
- Cables: 14AWG, 25cm length black, white and red
- Operating temperature: -40 ° C ~ + 70 ° C
- Output contact: 10A

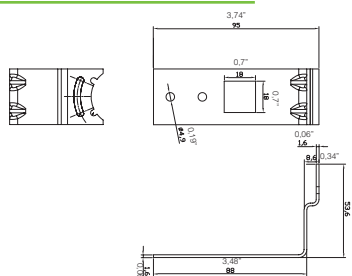


Article	Code	Color	Output contact	Supply voltage
KPS-BFC	350990108	Black	10A	120/220V~, 60Hz

• Metal bracket for photocell

- Wall-mounted metallic bracket for photocell.

Article	Code	Description
KPS-AFC	350990118	Metal bracket for photocell

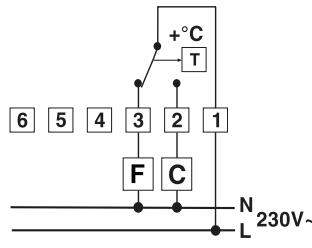


THERMOSTATS

- √ Expandable gas membrane technology, that gives the thermostats **durability** and **precision** when regulating temperature.
- √ All the **models allow for heating and cooling control** through its changeover contact.
- √ Versions with ON/OFF switch to enable/disable the heating/cooling equipment, in addition to a **LED indicator for the load connection**.

Analog thermostat

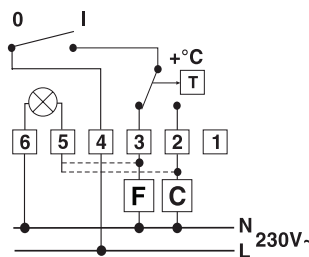
- Expandable gas membrane technology. Potential-free switched contact 10(2) A/250VAC
- Wall mounting. Does not need power supply, 2-wire connection
- For cooling (NC)/ heating (NA) equipment control
- Temperature control of + 5° C to + 35° C. ON / OFF switching with fixed temperature differential
- Temperature setting via graduated dial with the possibility of locking on a temperature range
- According to EN 60730-1:2011, EN 60730-2-9:2010



Article	Code	Features
KPS-TERMO	350200145	Cooling and heating control
KPS-TERMO-MARCO	350200148	Frame for mounting in appliance box

Analog thermostat with ON/OFF switch

- Expandable gas membrane technology
- Wall mounting. Does not need power supply, 2-wire connection
- Potential-free changeover contact 10(2) A/250VAC
- For cooling (NC)/ heating (NA) equipment control. Temperature control of + 5° C to + 35° C
- ON/OFF switch to enable/disable the heating/cooling system
- LED indicator for ON
- ON/OFF switching with fixed temperature differential
- Temperature setting via graduated dial with the possibility of locking on a temperature range
- According to EN 60730-1:2011, EN 60730-2-9:2010



Article	Code	Features
KPS-TERMO-ON/OFF	350200146	Cooling and heating control ON/OFF switch LED indicator for ON
KPS-TERMO-MARCO	350200148	Frame for mounting in appliance box

Digital thermostat

- Digital thermostat for heating or cooling units
- Wall mounting
- LCD screen with backlight display for viewing the room temperature and set-point temperature
- Potential-free changeover contact with a maximum capacity of 3A
- Programming in 6 daily intervals for working days and 2 daily intervals for weekend
- Range of measured temperature: + 5° C to + 99° C
- Accuracy of measured temperature: 0.5° C
- Range of set temperature: + 5° C to + 35° C
- Frost protection mode
- Room temperature calibration function
- Powered by 2 AA x 1.5V batteries (not included)
- Dimensions: 86x86x28 mm
- According to EN 60730-1:2011, EN 60730-2-9:2010



Article	Code	Features
CONFORTLINE TERMODIGI	300300064	Cooling and heating control

THERMOSTATS

Digital programmable thermostat

- Digital programmable thermostat for heating or cooling units
- Wall mounting
- LCD screen with backlight display for viewing the room temperature and the set-point temperature
- Potential-free changeover contact with a maximum capacity of 5A/250V
- Manual, automatic or holiday mode
- Hour-by-hour programming. Two pre-set programs included
- Manual setting of comfortable and energy-saving temperatures
- Range of measured temperature: + 5° C to + 40° C
- Accuracy of measured temperature: 0.5° C
- Range of set temperature: + 5° C to + 35° C
- Frost protection mode
- Room temperature calibration function
- Powered by 2 AA x 1.5V batteries (not included). Dimensions: 86x86x28 mm
- According to EN 60730-1:2011, EN 60730-2-9:201



Article	Code	Features
CONFORTLINE CRONO	300300065	Cooling and heating control

Digital RF programmable thermostat

- Digital programmable thermostat for heating or cooling units
- Wall mounting
- Transmitter and a receiver communicated via radio frequency. Range up to 100 m (more than 30 m inside buildings)
- LCD screen with backlight display for viewing the room and set-point temperature
- Free-potential changeover contact with a maximum capacity of 5A/230V
- Manual, automatic or holiday mode
- Programming in 6 daily intervals. Two pre-set programs included
- Range of measured temperature: + 5° C to + 40° C
- Accuracy of measured temperature: 0.5° C
- Range of set temperature: + 5° C to + 35° C
- Room temperature calibration function
- Power supply: transmitter: 2 AA x 1.5 V batteries (not included); receiver: connected to the mains (230V 50/60 hz). Dimensions: transmitter: 86x86x29 mm; receiver: 86x86x29 mm
- According to EN 60730-1:2011, EN 60730-2-9:2010



Article	Code	Features
CONFORTLINE CRONO RF	300300066	Cooling and heating control







Digital Wifi programmable thermostat

- Wifi digital programmable thermostat for heating units
- Installation in flush-mount box
- Remote control via Wifi by mobile App. Compatible with Alexa
- TUYA platform connectivity, allows the control of different devices with one App
- LCD screen with backlight display for viewing the room temperature and the set-point temperature
- Free-potential normally-open contact with a maximum capacity of 3A/230V
- Manual, automatic or holiday mode
- Programming in 6 daily intervals
- Range of measured temperature: + 0° C to + 70° C
- Accuracy of measured temperature: 0.5° C
- Range of set temperature: + 5° C to + 35° C
- Room temperature calibration function
- Power supply: connected to the mains (90-240V 50/60 hz). Dimensions: 86x86x44 mm
- According to EN 60950-1:2006



Article	Code	Features
CONFORTLINE CRONO SMART	300300067	Heating control

Quick selection chart

FUNCTIONS	 KPS-TERMO ANALOG THERMOSTAT	 KPS-TERMO-ON/OFF ANALOG THERMOSTAT WITH ON/OFF SWITCH	 CONFORTLINE TERMODIGI DIGITAL THERMOSTAT	 CONFORTLINE CRONO DIGITAL PROGRAMMABLE THERMOSTAT	 CONFORTLINE CRONO RF DIGITAL RF PROGRAMMABLE THERMOSTAT	 CONFORTLINE CRONO SMART DIGITAL WIFI PROGRAMMABLE THERMOSTAT
Code	350200145	350200146	300300064	300300065	300300066	300300067
Functioning	Expandable gas membrane	Expandable gas membrane	-	-	-	-
Application	Cooling and heating control	Cooling and heating control	Cooling and heating control	Cooling and heating control	Cooling and heating control	Heating control
Mounting	Wall or switch box mounting	Wall or switch box mounting	Wall mounting	Wall mounting	Wall mounting	Switch box mounting
Dimensions	76x81x40 mm	76x81x40 mm	86x86x28 mm	86x86x29 mm	Transmitter: 86x86x29 mm Receiver: 86x86x29 mm	86x86x44 mm
Connection	2 wires	2 wires	2 wires	2 wires	2 wires	4 wires
Power supply			2 batteries AA 1.5V	2 batteries AA 1.5V	Transmitter: 2 batteries AA 1.5V Receiver: 230V 50/60Hz	90-240V 50/60Hz
Contact	Potential-free changeover contact 10A/250VAC	Potential-free changeover contact 10A/250VAC	Potential-free changeover contact 3A/230VAC	Potential-free changeover contact 5A/250VAC	Potential-free changeover contact 5A/230VAC	NA Potential-free 3A/250VAC
Temperature range control	+5°C a +30°C	+5°C a +30°C	+5°C a +35°C	+5°C a +35°C	+5°C a +35°C	+5°C a +35°C
Precision	-	-	0.5 °C	0.5 °C	0.5°C	0.5°C
Operating modes	-	-	Manual or automatic	Manual, automatic or holidays	Manual, automatic or holidays	Manual, automatic or holidays
Programming	-	-	1 configurable weekly program	3 weekly programs, 2 fixed and 1 configurable	3 weekly programs, 2 fixed and 1 configurable	1 configurable weekly program
Programming intervals	-	-	Business days: 6 intervals Weekend: 2 intervals	Hourly programming	6 daily intervals	6 daily intervals
RF communication	-	-	-	-	>30 m inside buildings	-
Operating indicator	-	LED	-	-	-	-
Wifi control via app	-	-	-	-	-	√
Backlight display	-	-	√	√	√	√
Manual switch	-	Heating ON/OFF	-	-	-	-

HOURS METERS

- ✓ Hour meters measure the **hours of operation of any electrical load**, and thus allow to perform preventive maintenance on machines, monitor guarantees, pricing, etc.
- ✓ Version for embed in machinery as well as on DIN rail for electrical panels.

Panel mounting hour meters

- Power supply 230VAC / 50 Hz. Synchronous motor mechanism
- Panel mounting. Frontal panel 55 x 55 mm. Fixing hole 46x46 mm
- Metering capacity 99,999, 99 h
- Not resettable. Protection degree IP54
- 2-wire connection in parallel with the load
- According to EN 61010-1:2010, EN 61000-6-2:2005, EN 61000-6-3:2007+A1:2011/AC:2012



Article	Code	Mounting	Dimensions	Metering capacity	Supply voltage*
KPS-CONTA55EMP	350200127	Panel mounting	Frontal panel 55 x 55 mm	99.999,99 h	230VAC, 50Hz

*Check for other operating voltages and frequencies.

Hour meter for DIN rail

- Power supply 230VAC / 50 Hz
- Synchronous motor mechanism. 2 DIN rail modules
- Metering capacity 99 999,99 h. Not resettable
- 2-wire connection in parallel with the load
- According to EN 61010-1:2010, EN 61000-6-2:2005, EN 61000-6-3:2007+A1:2011/AC:2012



Article	Code	Mounting	Dimensions	Metering capacity	Supply voltage*
KPS-CONTA2DIN	350200128	DIN rail	2 modules DIN rail	99.999,99 h	230VAC, 50Hz

*Check for other operating voltages and frequencies.

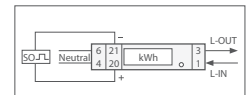
ENERGY METERS FOR DIN RAIL

- ✓ There is an ever-growing trend towards energy saving measures, and it is becoming increasingly important to **measure the energy consumption** of the different circuits and/or electric loads.
- ✓ Our range of energy meters allows for the measuring of consumption in any type of circuit and with different technologies; single phase circuits and three-phase with different current capacities, with analog and digital technology.
- ✓ Its **high accuracy** (Accuracy class 1 according to IEC62053) ensures **measuring reliability at all times**.

Single-phase analog energy meter

- Single phase analog energy meter, direct reading 1 module wide
- Metering capacity 99 999.9 kWh. Not resettable. Sealable
- Nominal voltage 230 VAC±20%. Base current 5A, current limit 45A
- Pulse output type S0 and optics via LED, 1. 000imp / kWh:
 - Voltage: 12-27VDC. Maximum current <27mA
 - Maximum cable length: 20 m. Pulse duration: 90ms
- According to EN 61010-1:2010, EN 62052-011:2003, EN 62053-21:2003

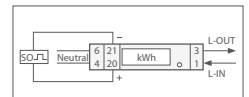
Article	Code	Mounting	Dimensions	Metering capacity	Supply voltage
KPS-ME-50MEC 1F	350200137	DIN rail	1 module DIN rail	99.999,9 kWh	230VAC±20%, 50Hz



Single-phase digital energy meter

- Single phase digital energy meter, direct reading, 1 module wide
- Metering capacity 99 999.99 kWh Not resettable. Sealable
- Nominal voltage 230 VAC±20%. Base current 5A, current limit 45A
- Pulse output type S0 and optics via LED, 1. 000imp / kWh:
 - Voltage: 12-27VDC. Maximum current <27mA
 - Maximum cable length: 20 m. Pulse duration: 90ms
- According to EN 61010-1:2010, EN 62052-011:2003, EN 62053-21:2003

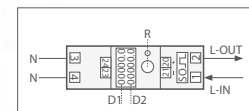
Article	Code	Mounting	Dimensions	Metering capacity	Supply voltage
KPS-ME-50DIGI 1F	350200138	DIN rail	1 module DIN rail	99.999,99 kWh	230VAC±20%, 50Hz



Single-phase digital energy meter

- Single-phase digital energy meter, direct reading. 2 modules wide
- Metering capacity up to 99 999.99 kWh
- Total count (not resettable) and partial count (resettable). Sealable
- Nominal voltage 230 VAC±20%. Current base 5A, limit current 80A
- Pulse output type S0 and optics via LED, 1. 000imp / kWh:
 - Voltage: 12-27VDC. Maximum current <27mA
 - Maximum cable length: 20 m. Pulse duration: 90ms
- According to EN 61010-1:2010, EN 62052-011:2003, EN 62053-21:2003

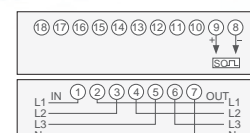
Article	Code	Mounting	Dimensions	Metering capacity	Supply voltage
KPS-ME-80DIGI-1F	350200139	Rail DIN	2 modules DIN rail	99.999,99 kWh	230VAC±20%, 50Hz



Three-phase digital energy meter

- Three-phase digital energy meter, direct reading. 7 modules wide
- Metering capacity up to 99 999.99 kWh Not resettable. Sealable
- Rated voltage 3x230 /400VAC±15%. Base current 10A, limit current 100A
- Pulse output type S0 and optics via LED, 1. 000imp / kWh:
 - Voltage: 12-27VDC. Maximum current <27mA
 - Maximum cable length: 20 m. Pulse duration: 90ms
- According to EN 61010-1:2010, EN 62052-011:2003, EN 62053-21:2003

Article	Code	Mounting	Dimensions	Metering capacity	Supply voltage
KPS-ME-100DIGI-3F	350200140	DIN rail	7 mod. DIN rail	99.999,99 kWh	3x230/400VAC ±15%, 50Hz



DOORCHIMES

- ✓ Doorbells and buzzers for **domestic and commercial uses**
- ✓ **Electromechanical** or **electronic** operation
- ✓ Battery powered **wireless** or **wired** versions

Electromechanical buzzer

- 230VAC, 50-60 Hz.
- Compact size.
- High sound level.
- According to EN 60335-1:2012

Article	Code	Installation	Connection	Supply voltage
KPS-BUZZER	350200141	Wall	2-wire	230VAC, 50/60Hz



Ding-dong doorbell

- Electromechanical ding-dong doorbell. Power supply: 230VAC, 50-60 Hz.
- 10,000 turn coil that gives it a long service life
- High powered sound, suitable for household environments
- According to EN 62368-1:2014

Article	Code	Installation	Connection	Supply voltage
KPS-TIMBDU0	350200142	Wall	2-wire	230VAC, 50/60Hz



Wireless electronic doorbell

- Portable wireless doorbell. Electronic operation
- 36 chime melodies (selectable from the transmitter)
- Light indicator when the bell is sounding. Transmitter with label holder
- According to EN 62479-1:2010

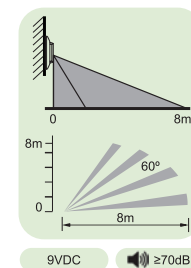
Article	Code	Installation	Communication distance	Supply voltage
KPS-TIMBWLESS	350200143	Wall	80 m	Transmitter: 1 battery A23 (included) Receiver: 3 batteries AA (included)
KPS-TIMBWLESS 200	350200171	Wall	200 m	Transmitter: 1 battery CR 2032 3V (included) Receiver: 2 batteries AA 1,5V (not included)
KPS-TIMBWLESS 150 ENCHUFABLE	350200172	Wall	150 m	Transmitter: 1 battery CR 2032 3V (included) Receiver: 220-240 VAC



Mini sensor alarm with integrated presence detector

- Mini sensor alarm with integrated presence detector. Detection range: 60°
- Detection distance: 8 m. Sound: 70 dB
- 3 positions: chime (ring function), alarm and OFF
- According to EN 61000-6-3:2007, EN 50130-4:2011

Article	Code	Installation	Connection	Supply voltage
Doorbell with presence detector	999990312	Wall	2-wire	1 x 9V battery (included)



MOVEMENT AND PRESENCE DETECTORS

- ✓ In **KPS' range of movement detectors** there is a series of detectors that cover all kinds of uses, as well as **sensor lights**, which are the perfect product for renovations thanks to their simple and fast **two-wire** installation.
- ✓ This range is **suitable for LED lamps**, and have been designed with advanced control technologies such as **Zero Cross switching**, which **extends the service life** of the product.
- ✓ **Quality, reliability and durability** are the bases of this new range of product

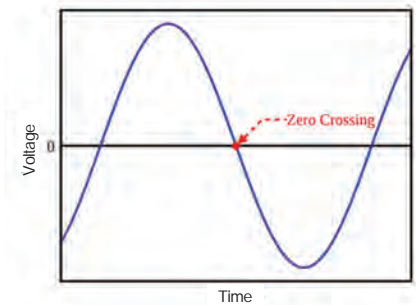


Zero Cross Switching

It extends the life of the product up to a 30%

This technology features a relay which **cuts off the lamp current** when the AC voltage crosses zero. Thereby minimizing the current flowing through the relay, avoiding the wear and tear that it produces and thus **lengthening the maximum life** of both the relay and the time switch.

ZCS TECHNOLOGY
Zero Cross Switching



PIR technology (passive infrareds)

The movement detectors with PIR technology are designed to **detect moving heat sources** within their field of action, turning on and off the lights automatically.

We have developed using this technology high-sensitivity sensors that use **infrared electromagnetic waves**, which are invisible to the human eye.

These sensors translate the thermal radiation of objects into electrical signals.



RADAR technology (high frequency)

Those detectors that are based on this technology are **active detectors**, i.e. they emit electromagnetic waves and measure the reflected waves on their way back to the detector.

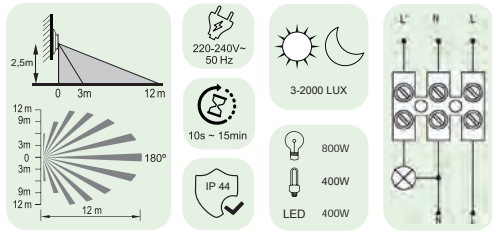
This technology is **much more sensitive** than PIR technology, detecting minimal movements by analyzing the waveform and frequency.



MOVEMENT AND PRESENCE DETECTORS

Wall mini movement detector

- Mini format for wall-mounting installation
- Horizontally and vertically adjustable head
- 180° coverage and maximum reach of 12 m
- According to EN 60669-2-1:2004



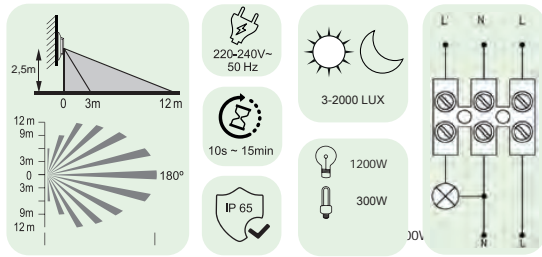
ZCS TECHNOLOGY
Zero Cross Switching



Article	Code	Angle of coverage	Area of coverage	Adjustment twilight	Contact capacity	Supply voltage
DETELUX 180 MINI 220V	350200114	180°	12 m (at 2,5 m height)	3 - 2000 lux	Incandescence: 800W Energy saving lamps: 400W LED lamps: 400W	220-240VAC, 50/60Hz
DETELUX 180 MINI 110V	Consult	180°	12 m (at 2,5 m height)	3 - 2000 lux	Incandescence: 800W Energy saving lamps: 400W LED lamps: 400W	110-130VAC, 50/60Hz

Outdoor movement detector

- Protection degree IP65, suited for outdoor use.
- Horizontally and vertically adjustable head
- 180° coverage and maximum reach of 12 m
- According to EN 60669-2-1:2004



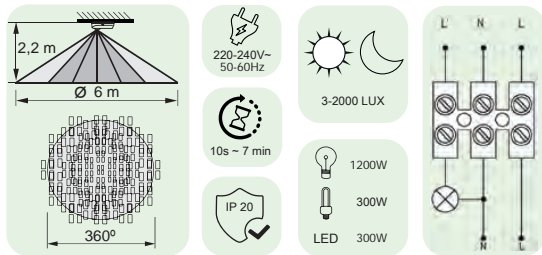
ZCS TECHNOLOGY
Zero Cross Switching



Article	Code	Angle of coverage	Area of coverage	Adjustment twilight	Contact capacity	Supply voltage
DETELUX 180IP 220V	350100102	180°	12 m (at 2,5 m height)	3 - 2000 lux	Incandescence: 1200W / Energy saving lamps: 300W / LED lamps: 300W	220-240VAC, 50/60Hz
DETELUX 180IP 110V	350100103	180°	12 m (at 2,5 m height)	3 - 2000 lux	Incandescence: 800W / Energy saving lamps: 200W / LED lamps: 200W	110-130VAC, 50/60Hz

Ceiling mounting movement detector

- Led indicator of movement detection
- Externally accessible potentiometer
- 360° detection coverage
- According to EN 60669-2-1:2004




Article	Code	Angle of coverage	Area of coverage	Adjustment twilight	Contact capacity	Supply voltage
DETELUX 360 SU PRO 220V	350200100	360°	6 m diameter (at 2,2 m height)	3 - 2000 lux	Incandescence: 1200W Energy saving and LED lamps: 300W	220-240VAC, 50/60Hz
DETELUX 360 SU PRO 110V	350200106	360°	6 m diameter (at 2,2 m height)	3 - 2000 lux	Incandescence: 800W Energy saving and LED lamps: 300W	110-130VAC, 50/60Hz

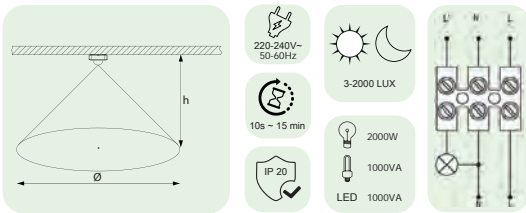
MOVEMENT AND PRESENCE DETECTORS

Ceiling mounting slimline presence detector

- Ceiling mounting slimline presence detector, only 2 cm high
- The same 360° coverage as other ceiling mounting conventional detectors.
- 2000W relay with high switching power
- According to EN 60669-2-1:2004



ZCS TECHNOLOGY
Zero Cross Switching



Installation height (h)	Coverage area (Ø)
2,2 m	6 m
3 m	10 m
3,5 m	10 m

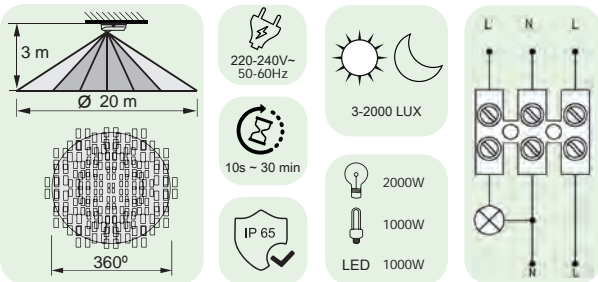
Article	Code	Angle of coverage	Area of coverage	Adjustment twilight	Contact capacity	Supply voltage
DETELUX 360 SU SLIM 220V	350200115	360°	6 m diameter (at 2,2 m height)	3 - 2000 lux	Incandescence: 2000W / Energy saving and LED lamps: 1000W	220-240VAC, 50/60Hz
DETELUX 360 SU SLIM 110V	350200152	360°	6 m diameter (at 2,2 m height)	3 - 2000 lux	Incandescence: 2000W / Energy saving and LED lamps: 1000W	110-130VAC, 50/60Hz

Presence detector for large areas and corridors

- Ceiling mounting presence detector with 3 sensors
- Large detection area, 20 m diameter
- 2000W relay with high switching power
- According to EN 61058-1:2002



ZCS TECHNOLOGY
Zero Cross Switching



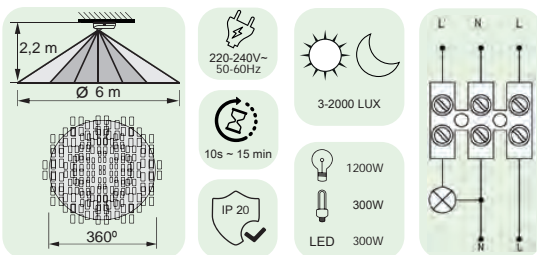
Article	Code	Angle of coverage	Protection degree	Area of coverage	Adjustment twilight	Contact capacity	Supply voltage
DETELUX 360GS 220V IP65	350400106	360°	IP65	20 m diameter (at 3 m height)	3 - 2000 lux	Incandescence: 2000W / Energy saving and LED lamps: 1000W	220-240VAC, 50/60Hz
DETELUX 360GS 110V IP65	Consult	360°	IP65	20 m diameter (at 3 m height)	3 - 2000 lux	Incandescence: 1000W / Energy saving and LED lamps: 500W	110-240VAC, 50/60Hz

False ceiling movement detector

- Downlight format for installations in false ceilings
- 360° Detection coverage
- Easy and fast to setup up and install
- According to EN 60669-2-1:2004



ZCS TECHNOLOGY
Zero Cross Switching



Article	Code	Angle of coverage	Area of coverage	Adjustment twilight	Contact capacity	Supply voltage
DETELUX 360FC PRO 220V	350200101	360°	6 m diameter (at 2,2 m height)	3 - 2000 lux	Incandescence: 1200W Energy saving and LEDlamps: 300W	220-240VAC, 50/60Hz
DETELUX 360FC PRO 110V	350200103	360°	6 m diameter (at 2,2 m height)	3 - 2000 lux	Incandescence: 800W Energy saving and LEDlamps: 300W	110-130VAC, 50/60Hz

MOVEMENT AND PRESENCE DETECTORS

2-Channel false ceiling movement detector

- Downlight format for installations in false ceilings.
- 360° detection coverage
- Lux and time adjustment for channel 1 (lighting) and time adjustment for channel 2 (Ventilating).
- Pulse output could be selected for channel 1 in order to connect the detector to a staircase timer.
- According to EN 60669-2-1:2004



Channel 1

- 220-240V~50-60Hz
- 3-2000 LUX
- IP 20
- 10s ~ 30 min
- 1200W
- 300W
- LED 300W

Channel 2

- 220-240V~50-60Hz
- 800W
- IP 20
- 10s ~ 60 min

Article	Code	Angle of coverage	Area of coverage	Adjustment twilight	Contact capacity	Supply voltage
DETELUX 360FC 2CH PRO 220V	350200168	360°	6 m diameter (at 2,2 m height)	3 - 2000 lux (only ch. 1)	Channel 1: Incandescence: 1200W; Energy saving and LED lamps: 300W Channel 2: 800W	220-240VAC, 50/60Hz
DETELUX 360FC 2CH PRO 110V	Consult	360°	6 m diameter (at 2,2 m height)	3 - 2000 lux (only ch. 1)	Channel 1: Incandescence: 800W; Energy saving and LED lamps: 200W Channel 2: 500W	110-130VAC, 50/60Hz

False ceiling mini movement detector

- False ceiling mini movement detector, utmost discretion
- Head of just 5 cm diameter
- Externally accessible potentiometer behind the external ring
- According to EN 60669-2-1:2004



220-240V~50-60Hz

3-2000 LUX

IP 20

10s ~ 15 min

800W

400W

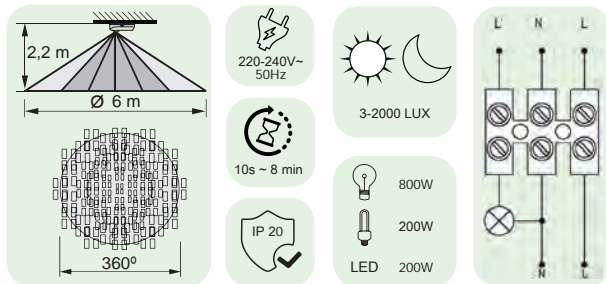
LED 400W

Article	Code	Angle of coverage	Area of coverage	Adjustment twilight	Contact capacity	Supply voltage
DETELUX 360 FC MINI PRO 220V	350200102	360°	6 m diameter (at 2,2 m height)	3 - 2000 lux	Incandescence: 800W Energy saving and lamps: 400W	220-240VAC, 50/60Hz
DETELUX 360 FC MINI PRO 110V	350200104	360°	6 m diameter (at 2,2 m height)	3 - 2000 lux	Incandescence: 500W Energy saving and lamps: 400W	110-130VAC, 50/60Hz

MOVEMENT AND PRESENCE DETECTORS

False ceiling micro movement detector

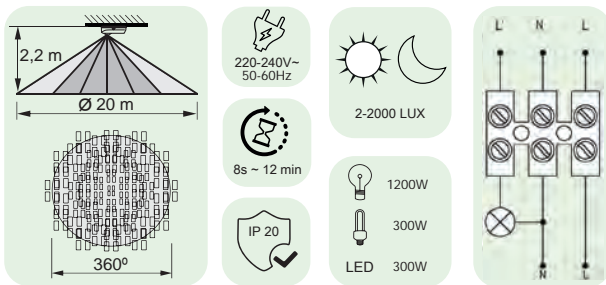
- False ceiling micro movement detector, head of just 2 cm diameter
- For installation in false ceilings, interior of closets, etc.
- Time and lux adjustment
- According to EN 60669-2-1:2004



Article	Code	Angle of coverage	Area of coverage	Adjustment twilight	Contact capacity	Supply voltage
DETELUX 360 FC MICRO 220V	390100003	360°	6 m diameter (at 2,2 m height)	3 - 2000 lux	Incandescence: 800W Energy saving lamps: 200W LED lamps: 200W	220-240VAC, 50Hz
DETELUX 360 FC MICRO 110V	Consult	360°	6 m diameter (at 2,2 m height)	3 - 2000 lux	Incandescence: 500W Energy saving lamps: 100W LED lamps: 100W	110-130VAC 50/60Hz

Movement detector hidden in false ceiling

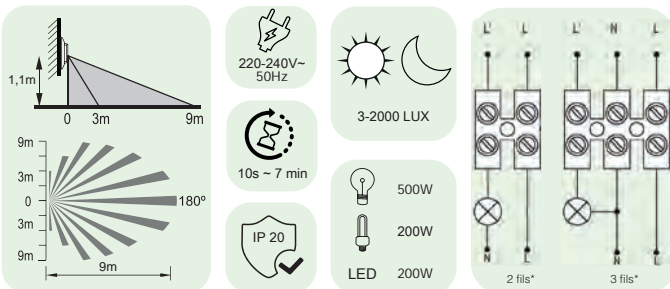
- It detects through surfaces, allowing you to install the product above false ceilings, remaining hidden
- 5.8 GHz high frequency technology
- Great coverage of up to 20 m in diameter (adjustable from 2 to 20 m)
- According to EN 60669-2-1:2004



Article	Code	Angle of coverage	Area of coverage	Adjustment twilight	Contact capacity	Supply voltage
DETELUX HF01	350400003	360°	20 m diameter (at 2,2 m height)	2 - 2000 lux	Incandescence: 1200W Energy saving lamps: 300W LED lamps: 300W	220-240VAC, 50/60Hz

Movement detector for wiring devices boxes

- 2, 3-wire connection, perfect for renovations
- Manual ON / OFF / AUTO switch
- The potentiometer and switch remain hidden behind the protective cover, to avoid any tampering
- According to EN 60669-2-1:2004



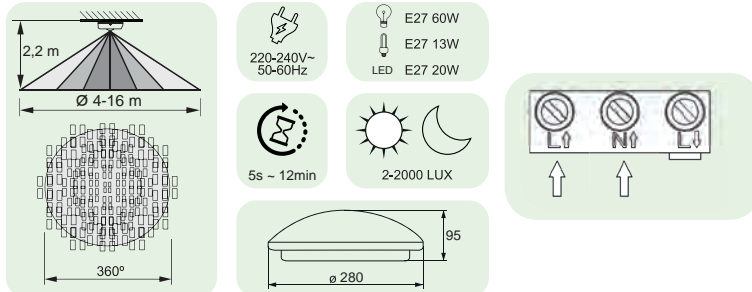
*Minimum power required: 5W to 2 wires

Article	Code	Angle of coverage	Area of coverage	Adjustment twilight	Contact capacity	Supply voltage
DETELUX 180 BOX DUO	350200116	180°	9 m (at 1,1 m height)	3 - 2000 lux	Incandescence: 500W Energy saving lamps: 200W LED lamps: 200W	220-240VAC, 50/60Hz

SENSOR LIGHTS

RADAR sensor light

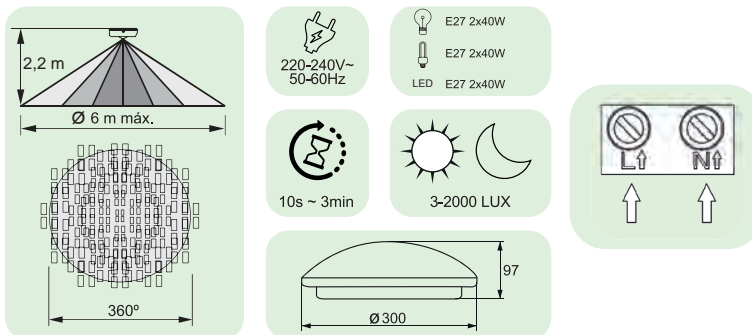
- High frequency RADAR detection
- E27 lamp holder, suitable for all types of lamps
- Glass lampshades
- Additional terminal for secondary load control
- According to EN 60598-1:2015, EN 60598-2-1:1989, EN 62493:2015



Article	Code	Angle of coverage	Area of coverage	Contact capacity	Supply voltage
DETELUX 360 RADAR 220	350400001	360°	4-16 m diameter (at 2,2 m height)	Incandescence: 60W E27 Energy saving lamps: 13W E27 LED lamps: 20W E27	220-240VAC, 50/60Hz

PIR sensor light

- PIR detection
- 2 Lamp holders E27 suitable for all types of lamps
- Glass lampshades
- The wide curvature of the dome light allows the installation of large lamps.
- According to EN 60598-1:2015, EN 60598-2-1:1989, EN 62493:2015

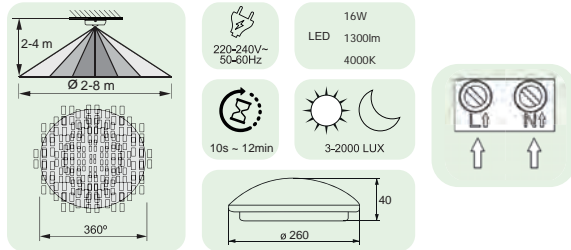


Article	Code	Angle of coverage	Area of coverage	Contact capacity	Supply voltage
DETELUX 360 PIR	350200106	360°	6 m diameter (at 2,2 m height)	2x40W E27	220-240VAC, 50/60Hz

SENSOR LIGHTS

RADAR sensor light with built-in LED

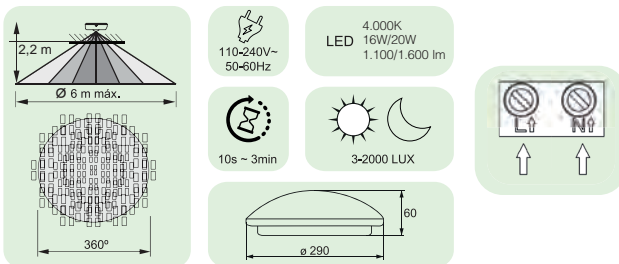
- High Frequency RADAR detection with built-in LED board
- Flat and modern design with white aluminium base
- 2-wire connection, allowing replace any installed lamp and being a fast a easy solution
- According to EN 60598-1:2015, EN 60598-2-1:1989, EN 61347-1:2015, EN 61347-2-13:2014



Article	Code	Angle of coverage	Area of coverage	Contact capacity	Supply voltage
DETELUX 360 RADAR LED SLIM	350200174	360°	4-8 m diameter (at 2,2 m height)	16W built-in LED. 1450 lumens. 4000K	220-240VAC, 50/60Hz

PIR sensor light with built-in LED

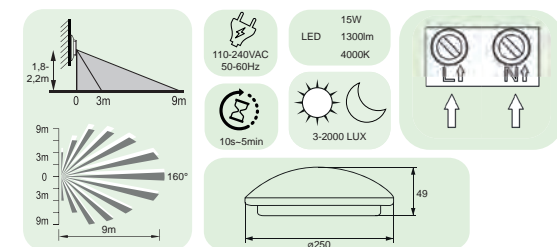
- PIR detection with built-in LED board
- Plastic lampshades
- Only 6 cm high, aesthetically pleasing
- Neutral white light suitable for commercial environments and common areas in buildings
- According to EN 60598-1:2015, EN 60598-2-1:1989, EN 61347-1:2015, EN 61347-2-13:2014



Article	Code	Angle of coverage	Area of coverage	Contact capacity	Supply voltage
DETELUX 360 PIR LED PC 110-220	350200112	360°	6 m diameter (at 2,2 m height)	16W built-in LED. 1100 lumens. 4000K	110-240VAC, 50/60Hz
DETELUX 360 PIR LED PC 20W	350200159	360°	6 m diameter (at 2,2 m height)	20W built-in LED. 1600 lumens. 4000K	110-240VAC, 50/60Hz

PIR sensor light with built-in LED












- PIR detection with built-in LED board
- Plastic lampshades
- Neutral white light suitable for commercial environments and common areas in buildings
- According to EN 60598-1:2015, EN 60598-2-1:1989, EN 61347-1:2015, EN 61347-2-13:2014



Article	Code	Angle of coverage	Area of coverage	Contact capacity	Supply voltage
DETELUX 160 PIR LED PC	350200167	160°	9 m diameter (at 2,2 m height)	15W built-in LED. 1300 lumens. 4000K	110-240VAC, 50/60Hz

MOVEMENT AND PRESENCE DETECTORS

Quick selection chart

FUNCTIONS											
	WALL MINI DETECTOR	OUTDOOR WALL DETECTOR	CEILING DETECTOR	SLIMLINE CEILING DETECTOR	CEILING DETECTOR FOR LARGE AREAS	FALSE CEILING DETECTOR	2-CHANNEL FALSE CEILING DETECTOR	FALSE CEILING MINI DETECTOR	FALSE CEILING MICRO DETECTOR PLAFOND	IN-FALSE CEILING HIDDEN DETECTOR	WIRING DEVICES BOX DETECTOR
Code	350200114	350100102	350200100	350200115	350400106	350200101	350200168	350200102	390100003	350400003	350200116
Installation	Wall	Wall	Ceiling	Ceiling	Ceiling	False ceiling	False ceiling	False ceiling	False ceiling	Hidden above false ceiling	Wiring device box
Supply voltage*	220-240VAC, 50/60Hz	220-240VAC, 50/60Hz	220-240VAC, 50/60Hz	220-240VAC, 50/60Hz	220-240VAC, 50/60Hz	220-240VAC, 50/60Hz	220-240VAC, 50/60Hz	220-240VAC, 50/60Hz	220-240VAC, 50Hz	220-240VAC, 50/60Hz	220-240VAC, 50Hz
Connection	3-wire	3-wire	3-wire	3-wire	3-wire	3-wire	3-wire	3-wire	3-wire	3-wire	2 and 3 wire
Technology	Infrared	Infrared	Infrared	Infrared	Infrared	Infrared	Infrared	Infrared	Infrared	Infrared	5.8GHz high frequency Infrared
Coverage area	180°	180°	360°	360°	360°	360°	360°	360°	360°	360°	180°
Range	Linear of 12 m (at 2,5 m)	Linear of 12 m (at 2,5 m)	6 m diameter (at 2,2 m)	6 m diameter (at 2,2 m)	20 m diameter (at 3 m)	6 m diameter (at 2,2 m)	6 m diameter (at 2,2 m)	6 m diameter (at 2,2 m)	6 m diameter (at 2,2 m)	20 m diameter (at 2,2 m)	Linear of 9 m (at 1,1 m)
Installation height	1,8 - 2,5 m	1,8 - 2,5 m	2,2 - 4 m	2,2 - 4 m	2,2 - 6 m	2,2 - 4 m	2,2 - 4 m	2,2 - 4 m	2,2 - 4 m	2,2 - 4 m	1 - 1,8 m
Time setting	10 sec - 15 min	10 sec - 15 min	10 sec - 7 min	10 sec - 15 min	10 sec - 30min	10sec -15min	CH1: 10sec -30min (Pulse option) CH2: 10sec -60min	10sec -15 min	10 sec - 8 min	8 sec - 12 min	10 sec - 7 min
Twilight adjustment	3-2.000 lux	3-2.000 lux	3-2.000 lux	3-2.000 lux	3-2.000 lux	3-2.000 lux	3-2.000 lux (only CH1)	3-2.000 lux	3-2.000 lux	2-2.000 lux	3-2.000 lux
Relay Technology	Zero Cross Switching	Zero Cross Switching	Standard	Zero Cross Switching	Zero Cross Switching	Zero Cross Switching	Zero Cross Switching	Zero Cross Switching	Standard	Standard	Standard
Protection degree	IP44	IP65	IP20	IP20	IP65	IP20	IP20	IP20	IP20	IP20	IP20
Contact capacity	Incandescence: 800W Energy saving lamps and LED: 400W	Incandescence: 1.200W Energy saving lamps and LED: 300W	Incandescence: 1.200W Energy saving lamps and LED: 300W	Incandescence: 2.000W Energy saving lamps and LED: 1000W	Incandescence: 2000W Energy saving lamps and LED: 1000W	Incandescence: 1.200W Energy saving lamps and LED: 300W	Channel 1: Incandescence: 1200W Energy saving and LED lamps: 300W	Incandescence: 800W Energy saving lamps and LED: 400W	Incandescence: 800W Energy saving lamps and LED: 200W	Incandescence: 1.200W Energy saving lamps and LED: 300W	Incandescence: 500W Energy saving lamps and LED: 200W
							Channel 2: Load: 800W				

*Consult us for 110V version.










ZCS TECHNOLOGY
Zero Cross Switching



SENSOR LIGHTS

Quick selection chart

FUNCTIONS						
	DETELUX 360 RADAR 220 DOME LIGHT LAMP HOLDER WITH RADAR DETECTOR	DETELUX 360 PIR DOME LIGHT LAMP HOLDER WITH PIR DETECTOR	DETELUX 360 RADAR LED SLIM LED DOME LIGHT WITH RADAR SENSOR	DETELUX 360 PIR LEC PC 110-220 LED DOME LIGHT WITH PIR SENSOR	DETELUX 360 PIR LED PC 20W LED DOME LIGHT WITH PIR SENSOR	DETELUX 160 PIR LED PC LED DOME LIGHT WITH PIR SENSOR
Code	350400001	350200106	350200174	350200112	350200159	350200167
Supply voltage	230VAC, 50/60Hz	230VAC, 50/60Hz	230VAC, 50/60Hz	110-240VAC, 50/60Hz	110-240VAC, 50/60Hz	110-240VAC, 50/60Hz
Connection	2-wire	2-wire	2-wire	2-wire	2-wire	2-wire
Technology	5,8GHz high frequency	Infrared	5,8GHz high frequency	Infrared	Infrared	Infrared
Coverage angle	360°	360°	360°	360°	360°	160°
Range	20 m diameter (at 2,2 m)	6 m diameter (at 2,2 m)	16 m diameter (at 2,2 m)	6 m diameter (at 2,2 m)	6 m diameter (at 2,2 m)	9 m diameter (at 2,2 m)
Time setting	5 sec - 12 min	10 sec - 3 min	10 sec - 12 min	10 sec - 3 min	10 sec - 3 min	10 sec - 5 min
Twilight Adjustment	2 - 2.000 lux	3 - 2.000 lux	3 - 2.000 lux	3 - 2.000 lux	3 - 2.000 lux	3 - 2.000 lux
Installation height	2-4 m	2,2-4 m	2-4 m	2,2-4 m	2,2-4 m	1,8-2,2 m
Lamp	1 lampholder E27 60W	2 lampholder E27 40W	16W LED board, 1.450 lumens, 4.000K	16W LED board, 1.100 lumens, 4.000K	20W LED board, 1.600 lumens, 4.000K	15W LED board, 1.300 lumens, 4.000K
Base material	Polycarbonate	White aluminium	White aluminium	White aluminium	White aluminium	White aluminium
Shade material	Glass	Glass	Plastic (polycarbonate)	Plastic (polycarbonate)	Plastic (polycarbonate)	Plastic (polycarbonate)
Protection degree	IP20	IP20	IP54	IP20	IP20	IP44



SAFETY DETECTORS

- ✓ Safety detectors for a **wide range of variables**, such as smoke, gas and CO detectors.
- ✓ **High sensitivity** detection for greater security.
- ✓ **Ease** and **speed** of installation and commissioning.

Smoke detector

- On-ceiling installation
- Acoustic indication of detection. Maximum volume: 85 dB
- Indication light of operation via LED. Acoustic indication of low battery
- Power supply: 1 x 9V battery (included). Dimensions: 101 x 34 mm
- Suitable for indoor use
- According to EN 14604:2005



Article	Code	Mounting	Supply voltage
KPS-DS_HUM0	350500005	Ceiling	1 x 9V battery (included)

Mini smoke detector

- On-ceiling installation, compact size
- Acoustic indication of detection. Maximum volume: 85 dB
- Indication light of operation via LED. Acoustic indication of low battery
- Power supply: 3 x 3V CR2450 batteries (included). Dimensions: 72 x 37 mm
- Suitable for indoor use.
- According to EN 14604:2005



Article	Code	Mounting	Supply voltage
KPS-DS_HUMOMINI	350500006	Ceiling	3 x 3V CR2450 batteries (included)

Wireless smoke detector

- Wireless operation. On-ceiling installation
- Acoustic indication of detection. Maximum volume: 85 dB
- Indication light of operation
- Power supply: 1 x 9V battery + 3 x 1,5V batteries (included)
- Dimensions: 128 x 50 mm
- Suitable for indoor use.
- According to EN 14604:2005



Article	Code	Mounting	Supply voltage
KPS-DS_HUMOLESS	350500007	Ceiling	1 x 9V battery + 3 x 1,5V batteries (included)

Gas detector

- On-wall installation
- Liquid gas and natural gas leakage (LPG) detection
- Indication light of operation via LED. Acoustic indication of detection 85 dB
- Power supply: 230VAC, 50-60 Hz. Alarm level: < 25%LEL
- Dimensions: 126 x 73 x 76 mm.
- Suitable for indoor use
- According to EN 62368-1:2014



Article	Code	Mounting	Supply voltage
KPS-DS_GAS	350500004	Wall	230VAC, 50/60Hz

SAFETY DETECTORS

Flood detector

- Suitable for the detection of water filtrations. Installation on surface
- Acoustic indication of detection 85 dB
- Response time: <7 seconds. Operating temperature: +1°C to 60°C
- Power supply: 1 x 9V battery (included)
- Dimensions: 86 x 82 x 30 mm. Weight: 100g



Article	Code	Mounting	Supply voltage
KPS-DS_INUNDACIÓN	350500008	Surface	1 x 9V battery (included)

CO detector

- Carbon monoxide (CO) detector. On-ceiling installation
- Acoustic indication of detection. Maximum volume: 85 dB
- LCD screen with visual indication of CO concentration
- Indication light of operation via LED
- Acoustic and light indication of low battery
- Power supply: 3 x 1,5V batteries (included)
- Dimensions: 115 x 37 mm. Weight: 120 g
- Suitable for indoor use
- According to EN 50291-1:2010



Article	Code	Mounting	Supply voltage
KPS-DS_CO	350500002	Ceiling	3 x 1,5V batteries (included)

CO + smoke detector

- Carbon monoxide (CO) and smoke detector. On-ceiling installation
- Acoustic indication of detection. Maximum volume: 85 dB
- LCD screen with visual indication of CO concentration and of smoke detection
- Indication light of operation via LED. Acoustic and light indication of low battery
- Power supply: 1 x 9V battery (included)
- Dimensions: 115 x 37 mm. Weight: 120 g.
- Suitable for indoor use
- According to EN 50291-1:2010



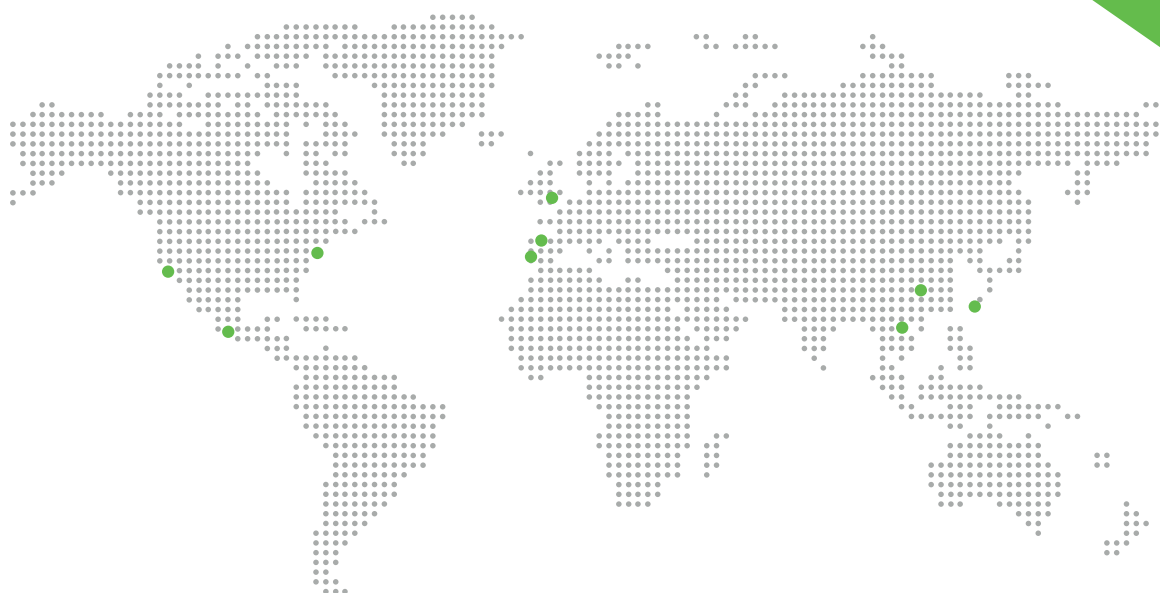
Article	Code	Mounting	Supply voltage
KPS-DS_COHUMO	350500003	Ceiling	1 x 9V battery (included)

Heat detector

- Suitable for the detection of early signs of fire On-wall or on-ceiling installation
- Acoustic and light indication of detection. Maximum volume: 85 dB
- Detection temperature 55±5 °C. Acoustic and light indication of low battery
- Power supply: 1 x 9V battery (included)
- Dimensions: 107 x 107 x 37,5 mm. Weight: 220g
- According to EN 54-5:2017



Article	Code	Mounting	Supply voltage
KPS-DS_CALOR	350500001	Wall our ceiling	1 x 9V battery (included)



ASIA-PACIFIC

TAIWAN

Flat 4-1, 4/F, No. 35,
Section 3 Minquan East Road,
Taipei, Taiwan
Tel: +886 2-2508-0877
Fax: +886 2-2506-6970
Email: info.apac@mgl-intl.com

CHINA

72 Puxing East Road, Qingxi,
Dongguan Guangdong,
China
Tel: +86 769-8190-1614
Fax: +86 769-8190-1600
Email: info.apac@mgl-intl.com

HONG KONG

Room 802, 8F,
Chinachem Johnston Plaza
178-186 Johnston Road,
Wanchai, Hong Kong
Tel: +852 2343-0007
Fax: +852 2343-6217
Email: info.apac@mgl-intl.com

AMERICA

USA

760 Challenger Street Brea,
California 92821 USA
Tel: +1 310-728-6220
Fax: +1 310-728-6117
Email: info.na@mgl-intl.com

USA

2810 Coliseum Centre Drive,
Ste. 100 Charlotte,
North Carolina 28217 USA
Tel: +1 833 533-5899
Fax: +1 980 556-7223
Email: info.na@mgl-intl.com

MEXICO

Calle Poniente 122, No. 473 C
Colonia Industrial Vallejo
Del. Azcapotzalco 02300
Ciudad de México
Tel: +52 55 5368-0577
Email: info.latam@mgl-intl.com

EUROPE

ESPAÑA

C/Picu Castiellu, parcelas i1-i4
33163 Argame
Morcin, Asturias, Spain
Tel: +34 985-08-18-70
Fax: +34 985-08-18-75
Email: info.emea@mgl-intl.com

PORTUGAL

Av de Portugal, Nr 1,
Vivenda 106
2640-402 Mafra, Portugal
Tel: +34 985-08-18-70
Fax: +34 985-08-18-75
Email: info.emea@mgl-intl.com

UK

14 Weller St,
London, SE1 1QU, UK
Tel: +34 985-08-18-70
Fax: +34 985-08-18-75
Email: info.emea@mgl-intl.com